







# Custom Window Advertising

**order form**  
*Customer Information*


by **VueThru** **702-897-6185**  
email [Orders@VueThru.com](mailto:Orders@VueThru.com) fax 702-987-1569

Name: \_\_\_\_\_  
 Address: \_\_\_\_\_  
 City, ST Zip: \_\_\_\_\_  
 Phone: \_\_\_\_\_  
 Fax: \_\_\_\_\_  
 E-Mail: \_\_\_\_\_

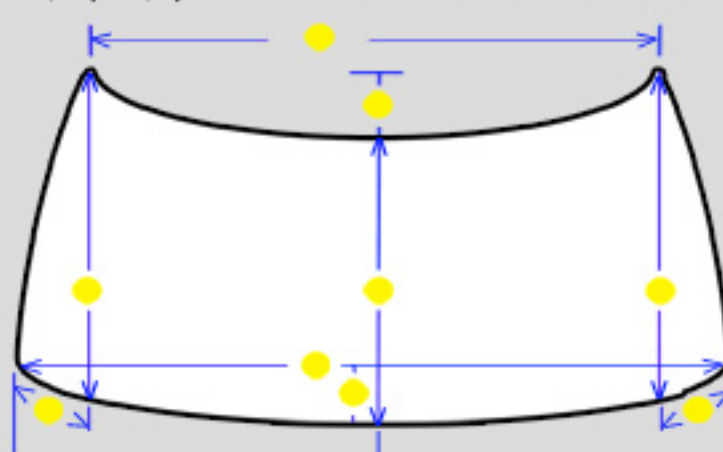
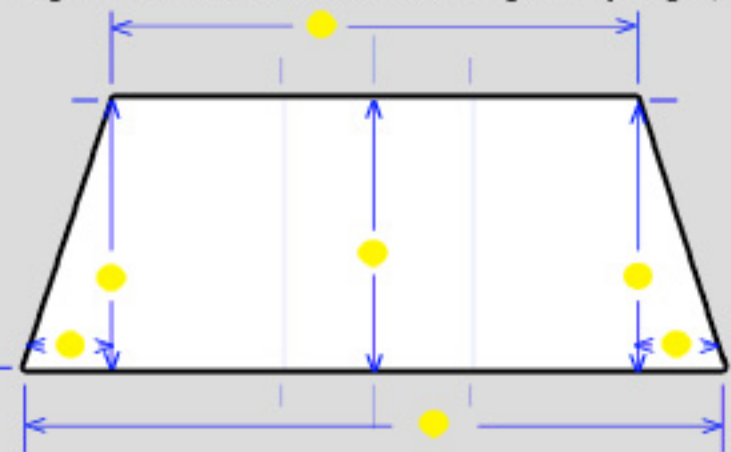
Payment Method: Check      
 (Circle One)  
 Card Number:                  
 Exp / Date:      
 Card Holder Name: \_\_\_\_\_  
 Authorized Signature: \_\_\_\_\_  
 Telephone Number: \_\_\_\_\_ Zip Code: \_\_\_\_\_  
 (Required for all credit card purchases)

Vehicle Information			Window Design Information	
YEAR	MAKE	MODEL	Logo Provided	Phone # on Window

(Your design will be based off your design choice. Final design elements may be in different positions depending on any accessory (wiper, handle) on your vehicle window.)



**Measuring Instructions:** Choose the diagram below that closely resembles your actual vehicle window style. Using a tape measure, record the measurement from window glass trim to window glass trim where the yellow dots indicate on the diagram below. Also indicate on the diagram any hinges, handles, wipers, spare tire locations and their measurements.



Most State laws prohibit the application of window tint to the windshield, driver, and passenger side front windows. Check local laws before installation. Rain, snow, and car washes can fill the small perforations and cause diminished vision until dry